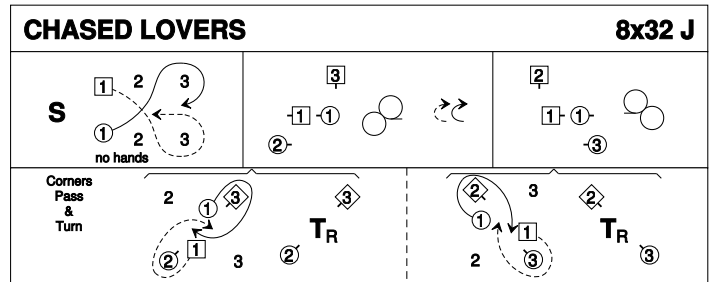


Ipswich Hogmanay 2025 Afternoon Dance

1 CHASED LOVERS J32 · 3/4L

Tim Wilson: RSCDS LIII 9 · Crib: E-cribs · Diagram: Keith Rose's Diagrams

- 1- 1c set | cross down no hands (2c up) ; cast behind 3c and up the midline, W in front of P
- 9- 2M + 1W (1M following) + 3W Lsh diag Reel3, at end 1c pivot R to face down. 1M in front
- 17- 2W+1M (1W following) +3M Rsh Diag. Reel3, 1c finish facing 1cnr
- 25- 1c+1cnrs Cnrs Pass and Turn, pass Rsh ; 1c+2cnrs Cnrs Pass and Turn, 1c crossing to (2,1,3)



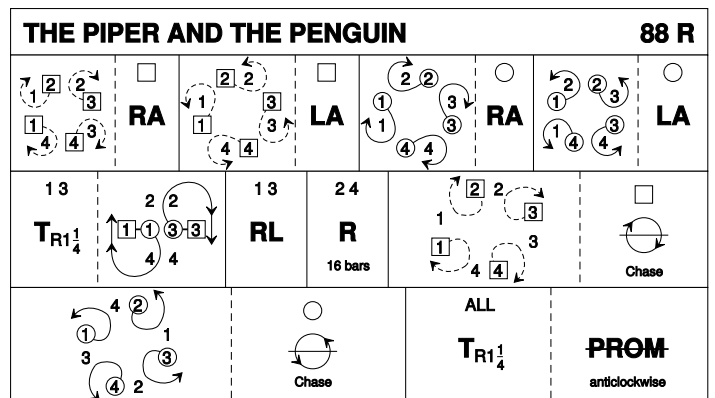
Tim Wilson, RSCDS Book 53, World Wide Weavings

3C/4C longwise set.

2 THE PIPER AND THE PENGUIN R88 · 4S

Roy Goldring: The Scotia Suite of Scottish Country Dances · Crib: E-cribs · Diagram: Keith Rose's Diagrams

- 1-16 All W dance Rsh round cnr ; RHA in middle ; Lsh round P ; LHA in middle, to places
- 17-32 All M dance Rsh round P ; RHA in middle ; Lsh round cnr ; LHA in middle, to places
- 33-48 1c+3c turn RH 1¼ ; 1M & 3M (W following) dance between couple on the R and cast clw to places ; 1c+3c R&L
- 49-64 2c+4c repeat
- 65- All W dance into middle, swivel R and dance through own place clw half way round set
- 73- All M dance into middle, swivel L and dance through own place cclw half way round set
- 81- All turn P RH 1¼ ; promenade cclw half way round set, to own places



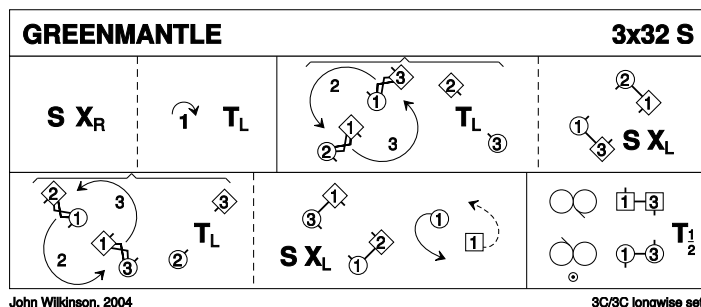
Roy Goldring, 2002, Scotia Suite

4C/4C square set.

3 GREENMANTLE S32 · 3/3L

John Wilkinson · Crib: E-cribs · Diagram: Keith Rose's Diagrams

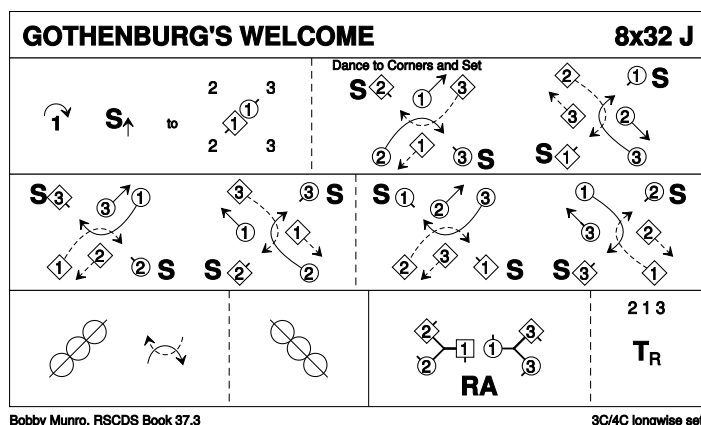
- 1- 1c set | cross ; cast (2c up) | turn LH to 1cnr
- 9- 1c+1cnrs in promhold promenade cclw halfway and face in diagonally NHJ **while(4)** 2cnrs turn LH to places ; 1c+1cnrs set diagonally | pass person opposite LH, 1cnrs to places as 1c loops L to take 2cnr in promhold on the R
- 17- Repeat with 2cnr to (2,1,3), 1c facing out
- 25- 2c+1c+3c Lsh Reels3{6} on the sides | 1c+3c change places EH (1c pass outside) (2,3,1)



4 GOTHENBURG'S WELCOME J32 · 3/4L

Bobby Munro: RSCDS XXXVII 3 · Crib: E-cribs · Diagram: Keith Rose's Diagrams

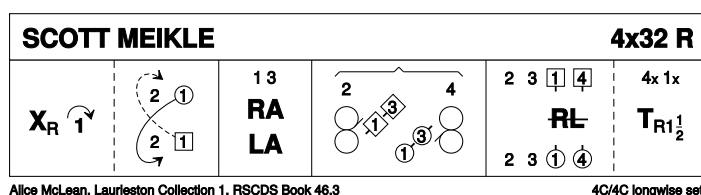
- 1-4 1c cast off (2c up) | 1c set advancing to face 1cnrs
- 5-16 Dance to each corner and set ("Free" cnrs set diagonally **while(2)** centre dancers change places RSh with the facing cnr, who in the centre pass RSh to face next cnr on R | repeat five times, on alternating diagonals), 1c finish facing 3cnrs[pos]
- 17- ½ Reel4 on 1diag. 1c pass P RSh ; ½ Reel4 on 2diag (2,1,3)
- 25- 2c+1W & 1M+3c RHA ; 2c+1c+3c turn RH.



5 SCOTT MEIKLE R32 · 4/4L

Alice McLean: RSCDS XLVI 3 · Crib: E-cribs · Diagram: Keith Rose's Diagrams

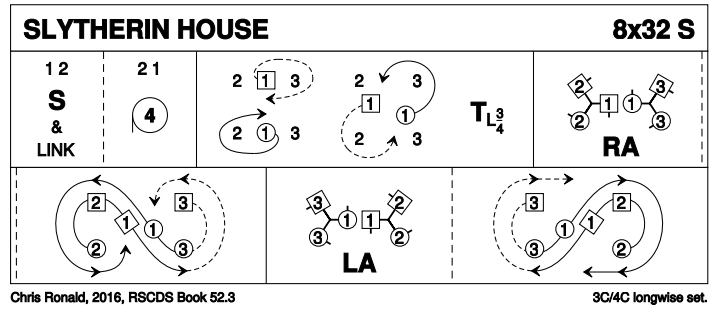
- 1- 1c cross RH | cast (2c up) ; ½ Fig8 up (2,1,3,4)
- 9- 1c+3c RHA, LHA (2,1,3,4)
- 17- Lsh opposing Reels3 across: (1W+3W behind dancing as one) with 2c and (3M+1M behind) with 4c (to 2,3,1,4)
- 25- 1c+4c ½ R&L ; turn RH 1½ (2,3,4,1)



6 SLYTHERIN HOUSE S32 · 3/4L

Chris Ronald: RSCDS LII 3 · Crib: E-cribs · Diagram: Keith Rose's Diagrams

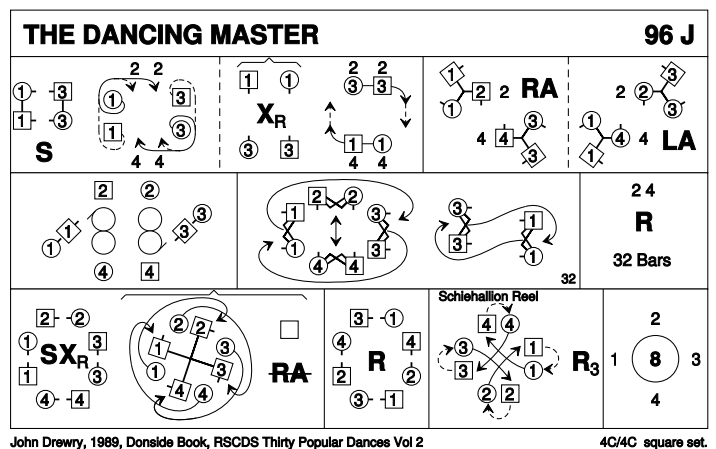
- 1- 1c+2c S&Link ; Circle4 L (2,1,3)
- 9- 1c cast clw round 3cnr, pass Lsh up/down, cast Lsh round 1cnr and turn P LH to midline, M below W
- 17- 2c+1W & 1M+3c RHA ; (Snake)
1W+2W+2M & 1M+3M+3W unwind, pass the other dancers Lsh and loop L to (3,1,2)
- 25- 3c+1M & 1W+2C LHA ; (Snake)
1W+2W+2M & 1M+3M+3W unwind, pass the other dancers Rsh and loop R to (2,1,3)



7 THE DANCING MASTER J96 · 4S

John Drewry: Thirty Popular Dances, Volume Two · Crib: E-cribs · Diagram: Keith Rose's Diagrams

- 1- 1c set to 3c | both cast ¼ clw into the middle and face across ; 1c+3c cross RH | chase clw to P's place facing clw
- 9- 1c+2W & 3c+4W RHA (1c+3c, W leading, pass through own place into) ; 1c+4M & 3c+2M LHA , finish again in P's place
- 17- 1c & 3c (W leading M) Rsh Reels3 with the same two corners (1c+2W+4M, 3c+4W+2M), 1c+3c face out in P's place, 2c+4c face in and all take promhold
- 25- 1c+3c chase clw half round, **while**{4} 2c+4c A&R ; 1c & 3c pass Rsh to own place
- 33-64 2c+4c repeat [1-32]
- 65- All set to P | change places RH (M face out) ; all W ½RHA and dance out to W place ¾ clw from the start **while**{4} all M dance one place clw, to meet "opposite partner"
- 73- Repeat [65-72] with new partner (to 3,4,1,2)
- 81- Half Schiehallion Reel (to own places)
- 89- All circle8 and back.

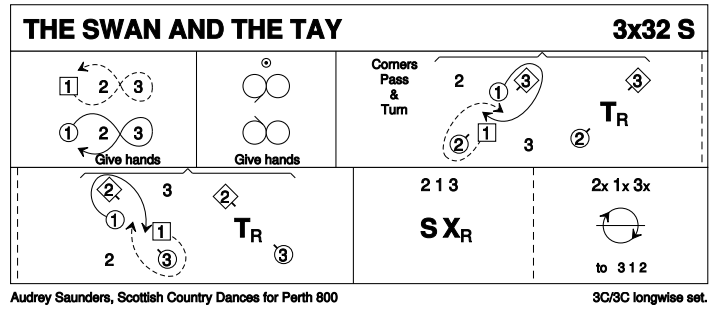


Note by Drewry: On [65-68] and [69-72] the W use RH twice. This can be avoided by substituting: [65-68] "All set to P | change places passing Rsh, (M face out)"

8 THE SWAN AND THE TAY S32 · 3/3L

Audrey Saunders: Scottish Country Dances for Perth 800 · Crib: E-cribs · Diagram: Keith Rose's Diagrams

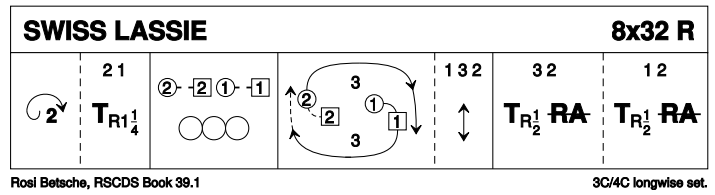
- 1- 1c (in and down) Fig8 on own sides (give hands) (1,2,3)
- 9- 1c cross into Reels3{6} on opp. sides | 2c dance up as 1c face 1cnr
- 17- 1c+cnrs Pass&Turn, pass Rsh ; repeat with 2cnr, finish (2,1,3)
- 25- All set | cross RH ; chase ½ clw to (3,1,2)



9 SWISS LASSIE R32 · 3/4L

Rosi Betsche: RSCDS XXXIX 1 · Crib: E-cribs · Diagram: Keith Rose's Diagrams

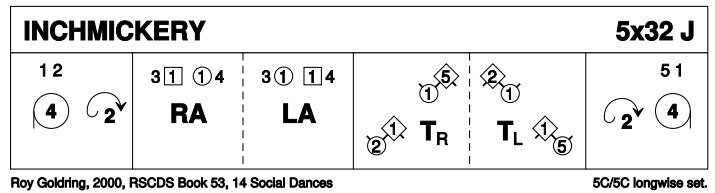
- 1- 1c cast off 2 (dance in to begin) (2c+3c up) ; 2c+1c 1¼ turn RH to midline, facing P
- 9- 2c+1c Reel4 on midline, 2M and 1W end facing opposite side, with P behind
- 17- 2c & 1c chase clw round 3c to (1,3,2) ; All A&R
- 25- 3c+2c turn RH ½, leading into ½ RHA, to sidelines ; 1c+2c repeat (2,1,3)



10 INCHMICKERY J32 · 5/5L

Roy Goldring: RSCDS LIII 23 · Crib: E-cribs · Diagram: Keith Rose's Diagrams

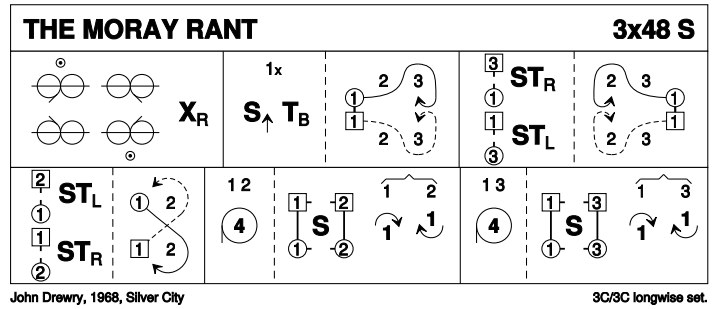
- 1- 1c+2c circle4 L ; 1c long cast to 3pl (2c+3c up) (2,3,1,4,5)
- 9- Teapots R ; and L (1c RHA with C on R ; LHA with C on L)
- 17- 1M+5W & 1W+2M Turn RH to places ; 1M+2W & 1W+5M repeat LH
- 25- 1c long cast to 5pl (4c+5c up) ; 5c+1c circle4 R (2,3,4,5,1)



11 THE MORAY RANT S48 · 3/3L

John Drewry: Silver City Book of SCD · Crib: E-cribs · Diagram: Keith Rose's Diagrams

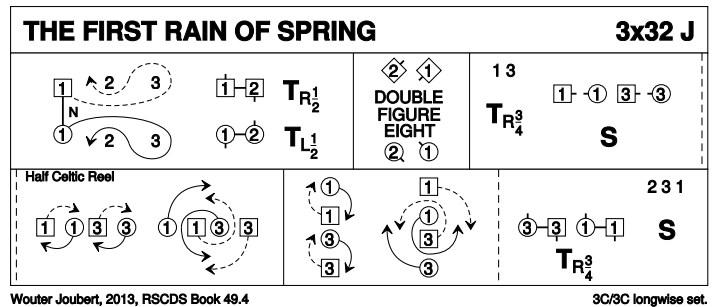
- 1- Inveran reels(6) (1c cross down from top, cross up from bottom) | 1c cross RH to (1x,2,3)
- 9- 1c set advancing | turn BH ; dance down between 2c, cast behind 3c, finish BtoB between 3c facing opp. side
- 17- 1M+3W & 1W+3M set & turn EH $\frac{3}{4}$ (1c start out between 2c and 3c) ; 1c dance up , cast up behind 2c, finish BtoB between 2c facing opp. side
- 25- 1M+2W & 1W+2M set & turn EH $\frac{3}{4}$ (1c start out between 2c and 3c) ; 1c $\frac{1}{2}$ Fig8 round 2c to (1,2,3)
- 33- 1c+2c Circle4 L ; 1c facing 2c NHJ set and 1c face up | 1c cast off **while{2}** 2c lead up (2,1,3)
- 41- 1c+3c repeat [33-40] to (2,3,1)



12 THE FIRST RAIN OF SPRING J32 · 3/3L

Wouter Joubert: RSCDS XLIX 4 · Crib: E-cribs · Diagram: Keith Rose's Diagrams

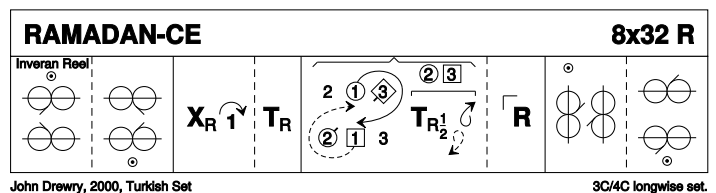
- 1- 1c dance down below 3c | cast up 1 place ; dance up to 1pl facing out | 1c+2c $\frac{1}{2}$ turn EH, 2c face out
- 9- 2c+1c DblFig8, 1c crossing up
- 17-20 1c+3c turn P RH $\frac{3}{4}$ and face P up/dn | set ;
- 21-28 ($\frac{1}{2}$ Celtic Reel) 1c+3c pass Rsh | "outers" chase $\frac{1}{4}$ way clw **while{2}** "inners" turn (no hands) $\frac{3}{4}$ Lsh to face same person ; repeat
- 29-32 1c+3c Turn P RH $\frac{3}{4}$ | all set



13 RAMADAN-CE R32 · 3/4L

John Drewry: The Turkish Set · Crib: E-cribs · Diagram: Keith Rose's Diagrams

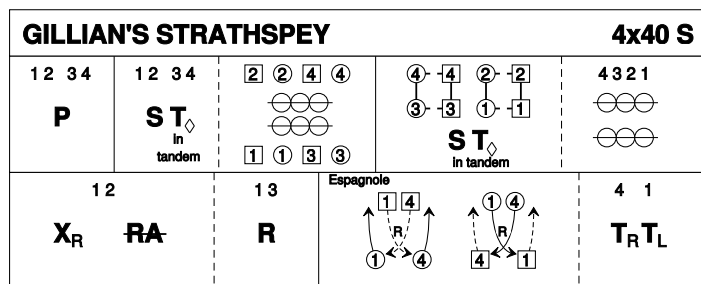
- 1- 1c+2c+3c Inveran Reels (1,2,3)
- 9- 1c cross RH | cast (2c up) ; Turn RH to face 1cnr
- 17- 1c+1cnrs pass Rsh | cnrs turn RH $\frac{1}{2}$ and cast away as 1c meet and pass Rsh to face 2cnrs ; repeat with 2cnrs (3x,1x,2x)
- 25- $\frac{1}{2}$ Reels3 across, 1c Lsh to 3cnr ; $\frac{1}{2}$ Reels3 on the sides, 1c Rsh to 4cnr (2,1,3)



14 GILLIAN'S STRATHSPEY S40 · 4/4L

Gordon Thomson: Gordon's Dance Booklet No. 1 · Crib: E-cribs · Diagram: Keith Rose's Diagrams

- 1- 1c+2c & 3c+4c Poussette.
- 9- 1c+2c & 3c+4c set | Petronella in tandem to face P up/down ; parallel ½Reels4 on sides, finish facing P up/dn
- 17- All Set | petronella in tandem to sidelines, Parallel ½Reels4 on the sides (1,2,3,4).
- 25- 1c+2c cross RH | ½ RHA ; 1c+3c cross RH | ½ RHA (2,3,1,4)
- 33- 1c+4c Espagnole (2,3,4,1).



Gordon Thomson, 2003, Funraising SCD

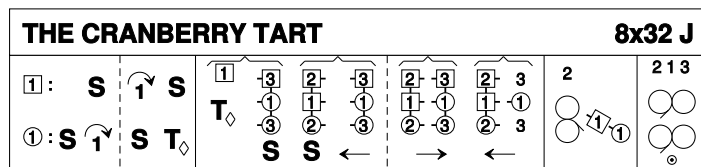
4C/4C longwise set.

Espagnole: both W lead RHJ to M side, cross and cast back to exchanged places while{4} Men cross to W side, lead RHJ back to M side and cross to exchanged places ; all turn P EH (2,1)

15 THE CRANBERRY TART J32 · 3/4L

Terry Glasspool: Thirty Popular Dances, Volume Two · Crib: E-cribs · Diagram: Keith Rose's Diagrams

- 1-16 Fugue: 1M set | cast (2M up) ; set | petronella to between 3c ; set with 3c | advance with 3c ; retire with 3c | advance alone **while{16}** 1W waits {2} and then repeats 1M's [1-14], dancing with 2c, on [16] 1W pivots R to give Rsh to 2W
- 17- 1W with 1M following Reel3 across with 2c, finish (2,1,3)
- 25- Parallel Reels3 on own sides, 1c Rsh to 3c (2,1,3)



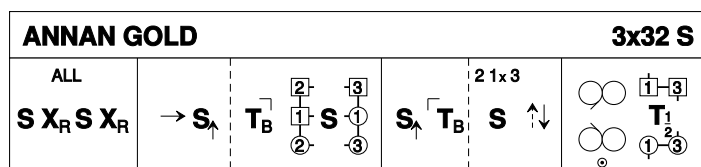
Terry Glasspool, 7 Year Itch, RSCDS Thirty Popular Dances Vol 2

3C/4C longwise set.

16 ANNAN GOLD S32 · 3/3L

Evelyn Ramwell: The Third Kirkbrae Collection · Crib: E-cribs · Diagram: Keith Rose's Diagrams

- 1- All set | cross RH ; set | cross RH (1,2,3)
- 9- 1c dance down and face P (2c up) | set passing Lsh ; Turn 1c nr BH to facing lines across | All set
- 17- 1c set passing Lsh | turn 2c nr BH to (2,1x,3) ; All set | 1c cross Rsh and face out and down
- 25- Mirror Reels3{6} on the sides | 1c turn 3c EH ½ (2,3,1)



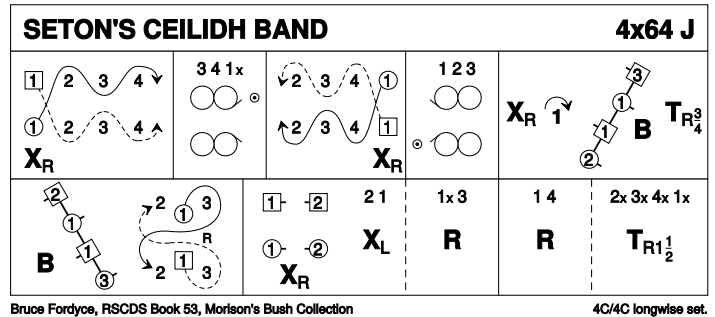
Edith Ramwell, 1999, Kirkbrae Collection 3

3C/3C longwise set.

17 SETON'S CEILIDH BAND J64 · 4/4L

A Bruce Fordyce: RSCDS LIII 12 · Crib: E-cribs · Diagram: Keith Rose's Diagrams

- 1- 1c cross RH, cast (2c up) ; dance between 3c (3c up) , behind 4c (4c up) to (2,3,4,1x)
- 9- 3c+4c+1c Reel3 on side (1c in, 4c out and down to begin)
- 17- 1c repeat bars 1-8 from 4th position, dancing up the set (1,2,3,4)
- 25- 1c+2c+3c Reels3 on side (1c in, 2c up and out to begin)
- 33- 1c cross RH | cast (2c up) and give RH to P, LH to 1cnr ; BiL, 1c turn RH to 2cnr
- 41- 1c+2cnrs BiL, 1c cast off behind 3c, lead up RH crossing over to 1pl own side facing down (2c down)
- 49- 1c+2c ½ R&L, giving RH on the side to begin ; repeat with 3c
- 57- Repeat with 4c ; all C turn RH 1½.



18 TRIP TO TIMBER RIDGE R32 · 3/4L

Linda Henderson: RSCDS LII 12 · Crib: E-cribs · Diagram: Keith Rose's Diagrams

- 1- 1c turn RH | cast (2c up) ; 1W+2c & 1M+3c RHA, 1c facing 1cnrs at end
- 9- Corners Pass and Turn, on [16] 1c pull Rsh back to finish BtoB in centre facing opposite side
- 17- DTr, on [23-24] 1c Petronella turn to 2pl (2,1,3)
- 25- Circle6 and back

