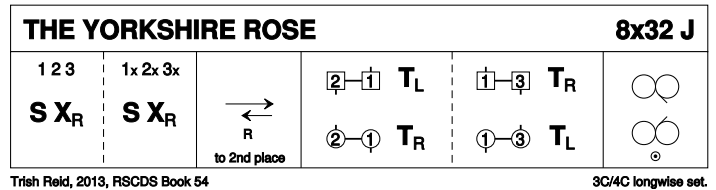


ASSI Spring Charity Dance 2026

1 THE YORKSHIRE ROSE J32 · 3/4L

Trish Reid: RSCDS LIV 1 · Crib: MiniCribbs · Diagram: Keith Rose's Diagrams

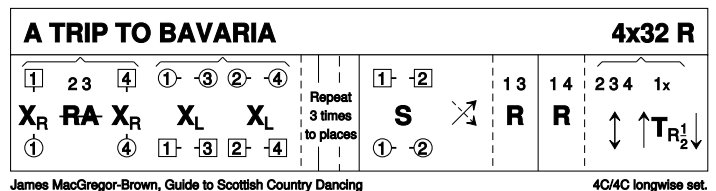
- 1-8 1s+2s+3s set & cross RH, repeat back to places
- 9-16 1s lead down the middle then lead up to 2nd places (2s step up 11-12)
- 17-24 2s+1s turn (Men RH, Ladies LH), 1s+3s turn (Men LH, Ladies RH)
- 25-32 2s+1s+3s dance reflection reels of 3 on sides with 1s out/up, 2s in/down to start (2nd time through the 1s continue the reel into 4th place)



2 A TRIP TO BAVARIA R32 · 4/4L

James MacGregor-Brown: Collins Pocket Reference: Scottish Country Dancing · Crib: E-cribs · Diagram: Keith Rose's Diagrams

- 1-16 1c+4c cross RH while 2c+3c ½RHA | middle and end Cs change place LH on sides ; repeat 3 times, finish (1,2,3,4) 1c facing 2c
- 17- 1c set to 2c | cross down to face 3c (2c dance up) ; 1c+3c repeat
- 25- 1c+4c repeat ; All A&R, 1c changing sides RH on [30] (2,3,4,1)

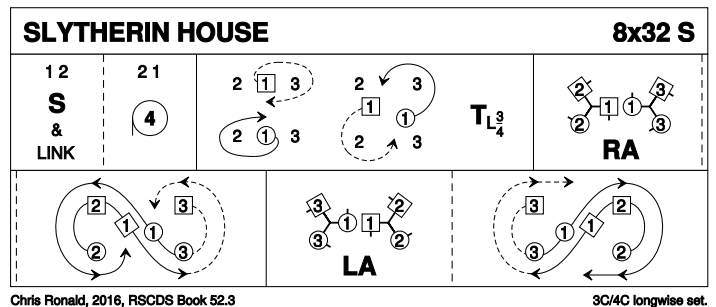


Note: on [30] the original says "RH", but "BH" is widely used.

3 SLYTHERIN HOUSE S32 · 3/4L

Chris Ronald: RSCDS LII 3 · Crib: E-cribs · Diagram: Keith Rose's Diagrams

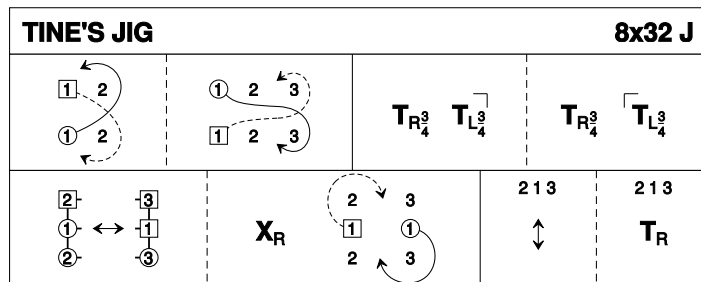
- 1- 1c+2c S&Link ; Circle4 L (2,1,3)
- 9- 1c cast clw round 3cnr, pass Lsh up/down, cast Lsh round 1cnr and turn P LH to midline, M below W
- 17- 2c+1W & 1M+3c RHA ; (Snake) 1W+2W+2M & 1M+3M+3W unwind, pass the other dancers Lsh and loop L to (3,1,2)
- 25- 3c+1M & 1W+2C LHA ; (Snake) 1W+2W+2M & 1M+3M+3W unwind, pass the other dancers Rsh and loop R to (2,1,3)



4 TINE'S JIG J32 · 3/4L

Elaine Brunken: Moments in Time · Crib: E-cribs · Diagram: Keith Rose's Diagrams

- 1- 1c ½ Fig8 around 2c ; 1c ½ Fig8 around 3c (2c up on [7-8]) (2,1,3)
- 9- 1c turn P RH ¾ | turn 1cnr LH ; turn P RH ¾ | turn 2cnr LH into lines across (1M above, 1W below)
- 17- All A&R up/dn ; 1c change place up/dn RH and cast R to (2,1,3)
- 25- All A&R ; All turn P RH



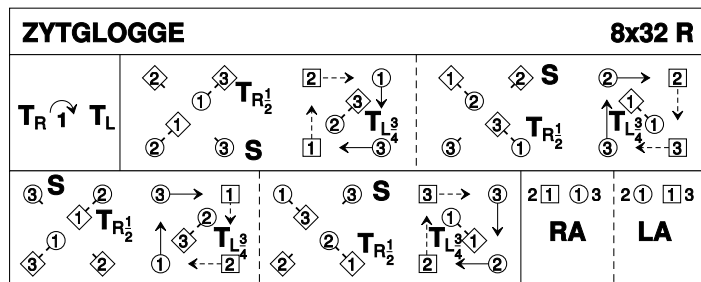
Elaine Brunken, 2007, Moments in Time

3C/4C longwise set.

5 ZYTGLOGGE R32 · 3/4L

Terry Blackburn: Collecta Ursis · Crib: E-cribs · Diagram: Keith Rose's Diagrams

- 1- 1c turn RH | cast (2c up) ; turn LH to face 1cnr
- 9- 1c+1cnrs turn RH ½ **while(2)** 2cnrs set | 1c+2cnrs chase 1 place clw **while(2)** 1cnrs turn LH ¾ to face 1c on 2diag ; Repeat figure from new places (1c now faces 3cnr position)
- 17- Repeat [9-16], 1c finish LH turn with M below W and facing 1cnr
- 25- Teapots R ; and L (2c+1W & 1M+3c RHA ; 1c pass Rsh and repeat LHA with other couple) (2,1,3)



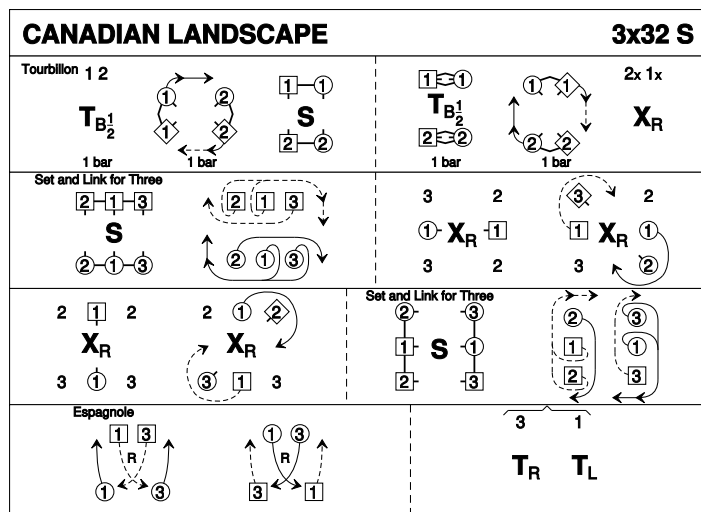
Terry Blackburn, 2000

3C/4C longwise set.

6 CANADIAN LANDSCAPE S32 · 3/3L

Karen & Scott MacCrone: RSCDS LIV 17 · Crib: E-cribs · Diagram: Keith Rose's Diagrams

- 1- 1c+2c Tourbillon (2,1,3)
- 9- 3C Set&Link ; 1c change places RH | dance RSh round4cnrs[pos] to 2pl. On [15-16] 3W+2M change places RH
- 17- 1c cross RH | dance RSh round 1cnrs[pos] into facing lines3 across. On [19-20] 3M+2W change places RH ; 3C Set&Link (2,1,3)
- 25- 1c+3c Espagnole (2,3,1)



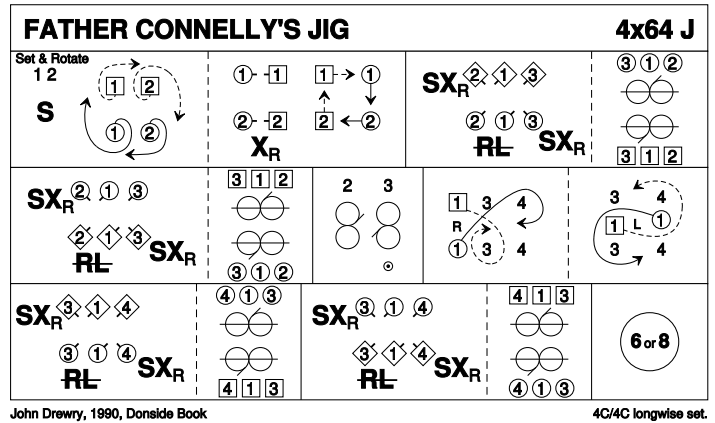
Karen and Scott MacCrone, 2017, RSCDS Book 54

3C/3C longwise set.

7 FATHER CONNELLY'S JIG J64 · 4/4L

John Drewry: *The Donside Book · Crib: E-cribs · Diagram: Keith Rose's Diagrams*

- 1- 1c+2c Set&Rotate (All set | cast one place clw ; change places RH with P | chase one place clw) (2,1,3,4)
- 9- ½ diagonal R&L with 1cnrs (W up, M down) **while{4}** the 2cnrs (2W+3M) set & cross RH, all cnrs face out ; ½ Reels3 on the sides, 1c Rsh to 2cnr pos. (no loops at the end) (2x,1x,3x,4)
- 17- Repeat figure from these positions with 2cnr persons (in 3cnr positions ; M up, W down) (to 2,1,3,4), 2c+3c finishing with loops into
- 25- Reels3 across (Lsh to 1cnr) (2,1,3,4)
- 33- 1c cross down RH between 3c | cast Rsh round new 1cnr (4W resp. 3M) ; change places up/dn LH | cast L (3c up) to (2,3,1,4)
- 41-56 3c+1c+4c repeat the figures [9-24] above (2,3,1,4)
- 57- 3c+1c+4c Circle6 and back (optional: 2c join in for Circle8 and back) (1c step down, to 2,3,4,1)

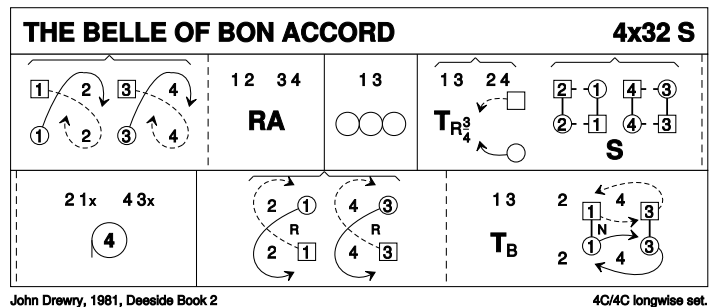


(note by Drewry: This is really two successive 3c dances of 32 bars, the figures of bars 9-24 being similar.)

8 THE BELLE OF BON ACCORD S32 · 4/4L

John Drewry: *Deeside Book Part 2 · Crib: E-cribs · Diagram: Keith Rose's Diagrams*

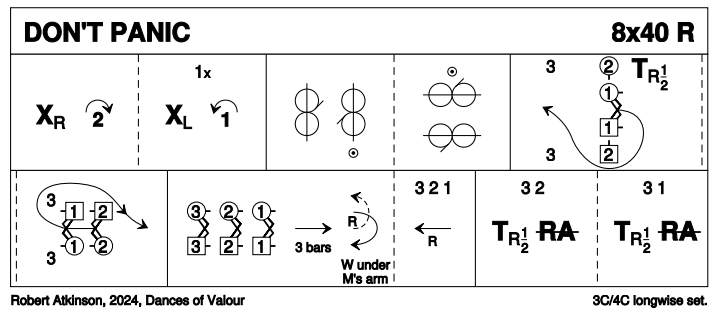
- 1- 1M cross, cast off round 2W to finish in the middle facing up **while{4}** 1W crosses between 2M and 3M, casts up to the middle facing down **while{4}** 3c do the same round 4c (2c & 4c step up ½ place) ; 1c+2c & 3c+4c RHA
- 9- 1c+3c Reel4 in the centre of the dance
- 17- 1c+3c turn ¾ RH to finish facing up NHJ **while{2}** 2c & 4c dance up ½ place on the sides and in to face down NHJ. All set ; 2c+1c & 4c+3c circle4 L (to sidelines 2,1x,4,3x)
- 25- 1c/3c lead up & cross between 2c/4c and cast off one ; 1c+3c turn BH, opening to face down | 1c dance to 4pl **while{2}** 3c cast up to 2pl. (2,3,4,1)



9 DON'T PANIC R40 · 3/4L

Robert Atkinson: Dances of Valour · Crib: E-cribs · Diagram: Keith Rose's Diagrams

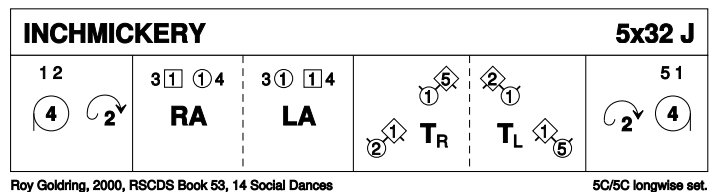
- 1- 1c cross RH | cast off below 3c (2c up) ; cross LH | cast up (2,1,3)
- 9- 1W+2c & 1M+3c ½ LSh Reels3 across ; ½ RSh Reels3 on opp sides, 1c face down in promhold between 2c in 3pl
- 17- 1c dance RSh round 2W (in 3M pos) & up midline to 1pl **while**(4) 2c ½ RH into promhold & follow 1c ; 1c, followed by 2c, dance RSh round 3M (1W pos) & down midline. On [24] 3c step in to face down in promhold
- 25- All dance down{3}, drop LH & M ½ turns P under R arm ; all dance up to own sides (3,2,1)
- 33- 3c+2c ½ turn P RH | ½ RHA (2,3,1) ; 3c+1c repeat (2,1,3)



10 INCHMICKERY J32 · 5/5L

Roy Goldring: RSCDS LIII 23 · Crib: E-cribs · Diagram: Keith Rose's Diagrams

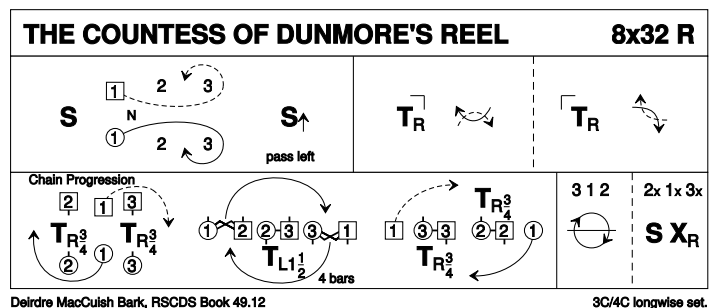
- 1- 1c+2c circle4 L ; 1c long cast to 3pl (2c+3c up) (2,3,1,4,5)
- 9- Teapots R ; and L (1c RHA with C on R ; LHA with C on L)
- 17- 1M+5W & 1W+2M Turn RH to places ; 1M+2W & 1W+5M repeat LH
- 25- 1c long cast to 5pl (4c+5c up) ; 5c+1c circle4 R (2,3,4,5,1)



11 THE COUNTESS OF DUNMORE'S REEL R32 · 3/4L

Deirdre MacCuish Bark: RSCDS XLIX 12 · Crib: E-cribs · Diagram: Keith Rose's Diagrams

- 1- 1c set | dance down (2c up) ; cast up round 3c | set advancing to face 1cnr
- 9- 1c turn 1cnr RH, pass Rsh; turn 2cns RH, pass Rsh to face out in 2pl (cnrs dance for {4}) (2,1,3)
- 17- [3C Chain Progression] 1c cast ¼ clw round set **while** 2c & 3c Turn RH ¾ | 2M+3W turn LH 1½ **while**(4) the others promenade clw ½ round set | 3c+2c turn RH ¾ **while** 1c dance clw to 2pl (3,1,2)
- 25- all chase ½ way clw ; set | cross RH (2,1,3)

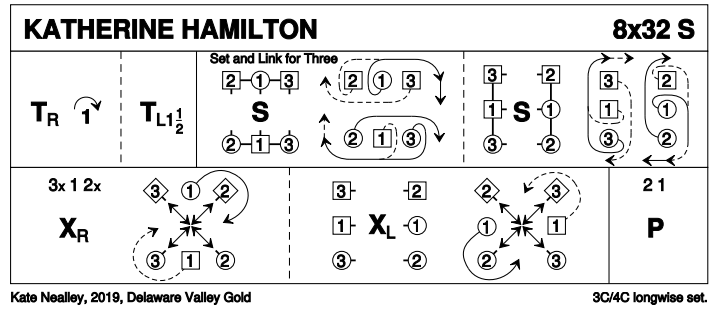


3C Chain Progression was earlier known as Chaperoned Chain Progression

12 KATHERINE HAMILTON S32 · 3/4L

Katherine Nealley: Delaware Valley Gold · Crib: SCDDDB Contributed Cribs & Diagrams · Diagram: Keith Rose's Diagrams

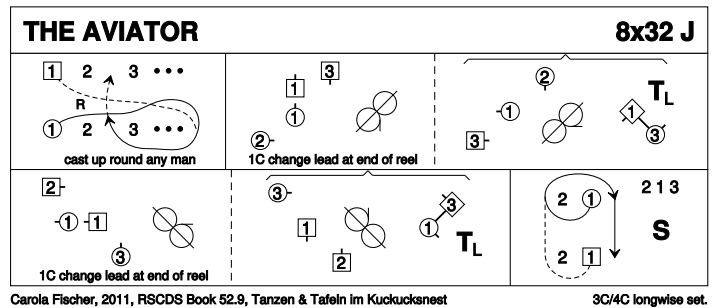
- 1-4 1s turn R and cast.
- 5-8 1s turn L 1½.
- 9-16 2s, 1s, and 3s dance set & link. Repeat. Order is now 3x, 1, 2x.
- 17-18 3s, 1s, and 2s cross R.
- 19-20 1s cast R while supporting dancers A&R on the diagonal to finish in lines of 3 across the dance.
- 21-22 All change places L up and down.
- 23-24 1s cast L while supporting dancers A&R on the diagonal.
- 25-32 2s and 1s poussette right round.



13 THE AVIATOR J32 · 3/4L

Carola Fischer: RSCDS LII 9 · Crib: E-cribs · Diagram: Keith Rose's Diagrams

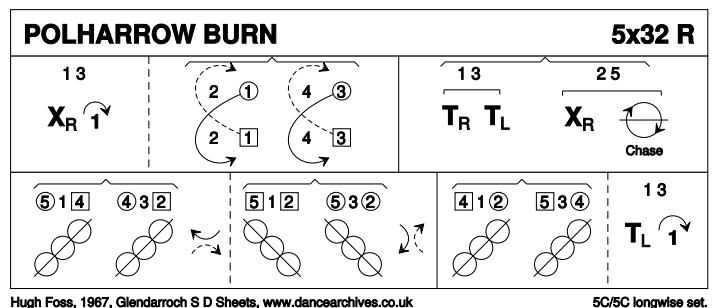
- 1- 1c lead down (2c up), on [4] 1W crosses in front and, 1M following, casts up (round any standing M), to finish 1c in 2pl facing 3W
- 9- 3W+1c+2M Rsh lead-change diag. Reel3 ; 1M dancing the full reel, **while for [13-16]** 1W turns 3M LH to finish behind 1M, both on midline facing up
- 17- 2W+1c+3M Rsh lead-change diag. Reel3 ; 1W dancing the full reel, **while for [21-24]** 1M turns 3W LH to finish 1c in 2plx, 1W facing out
- 25- 1c dance up (1W Rsh to 2M, 1M Rsh to 2W) | 1c dance Rsh round 2W to 2pl | All set.



14 POLHARROW BURN R32 · 5/5L

Hugh Foss: Magazine Dances 2005-2009 · Crib: E-cribs · Diagram: Keith Rose's Diagrams

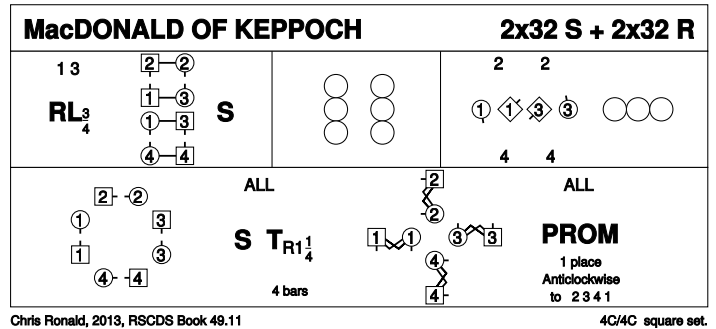
- 1- 1c & 3c cross | cast off (2c & 4c up) ; ½ Fig8 up round 2c/4c (2,1,4,3,5)
- 9- 1c & 3c turn P RH ; turn P LH to face 1cnrs **while(8)** 2c & 5c cross RH and chase clw to other end of set, 2M & 5W leading P (5,1,4,3,2)
- 17- 1c & 3c diag. ½Reels4 with 1cnrs (1diags), pass Lsh ; repeat on 2diags
- 25- Repeat with 3cnrs (1diags) ; 1c & 3c turn LH | cast off on own side (4c & 5c up) to (2,4,1,5,3)



15 MACDONALD OF KEPPOCH M128 · 4S

Chris Ronald: RSCDS XLIX 11 · Crib: E-cribs · Diagram: Keith Rose's Diagrams

- 1- 1c+3c $\frac{3}{4}$ R&L to BtoB facing sides | all set
- 9- Parallel Reels4 across, 1c+3c only do half the last Lsh pass, to end in a line up and down the set
- 17- 1c+3c Lsh Reel4, 1W+3W pass Rsh in middle to start, to finish in original places
- 25- All set to P | all turn P RH $1\frac{1}{4}$ | all in promhold chase cclw $\frac{1}{4}$ (2,3,4,1)

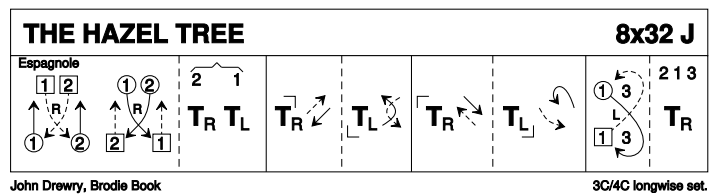


The first two turns are in Strathspey time, the second two are in Reel time.

16 THE HAZEL TREE J32 · 3/4L

John Drewry: The Brodie Book · Crib: E-cribs · Diagram: Keith Rose's Diagrams

- 1- 1c+2c Espagnole, 1c finishing facing 1cnr
- 9- 1c turn 1cnr RH, pass Rsh ; turn 3cnr LH, pass Lsh (cnrs dance for {4})
- 17- Turn 2cnr RH, pass Rsh ; turn 4cnr LH, pass Lsh to 2plx side by side facing down
- 25- Lead LHJ between 3c, cross and cast to 2pl ; All C turn RH

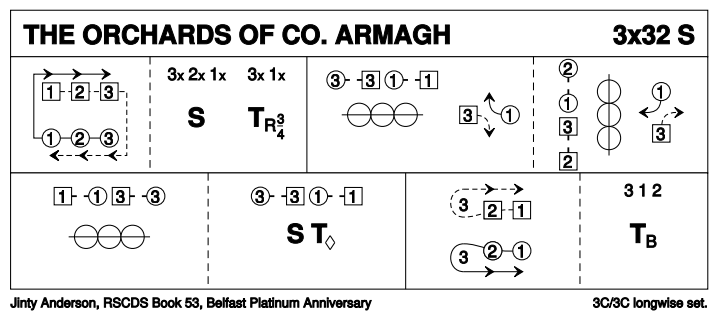


Espagnole: both W lead RHJ to M side, cross and cast back to exchanged places **while{4}** Men cross to W side, lead RHJ back to M side and cross to exchanged places ; all turn P EH (2,1)

17 THE ORCHARDS OF CO. ARMAGH S32 · 3/3L

Jinty Anderson: RSCDS LIII 14 · Crib: E-cribs · Diagram: Keith Rose's Diagrams

- 1- All chase clw $\frac{1}{2}$ in a rectangular shape ; set | 3c & 1c turn RH $\frac{3}{4}$ into midline
- 9- $\frac{1}{2}$ Reel4 on midline. On [12] 1M+3W pass LSh to face 2c across ; $\frac{1}{2}$ Reel4 across. On [16] 1M+3W pass LSh to face P on midline
- 17- $\frac{1}{2}$ Reel4 on midline ; 3c & 1c set | Petronella turn to sides (3,2,1)
- 25- 2c (+1c following) dance up to top | cast off (to 3,1,2) ; all turn P BH (3,1,2)



18 SWISS LASSIE R32 · 3/4L

Rosi Betsche: RSCDS XXXIX 1 · Crib: E-cribs · Diagram: Keith Rose's Diagrams

- 1- 1c cast off 2 (dance in to begin) (2c+3c up) ; 2c+1c 1¼ turn RH to midline, facing P
- 9- 2c+1c Reel4 on midline, 2M and 1W end facing opposite side, with P behind
- 17- 2c & 1c chase clw round 3c to (1,3,2) ; All A&R
- 25- 3c+2c turn RH ½, leading into ½ RHA, to sidelines ; 1c+2c repeat (2,1,3)

